

## MASON COUNTY

Mason County is located in west central Illinois, with a population of 14,666 (2010 U.S. Census). Mason County is home to persons identifying themselves as White (98.1%), Black (0.4%), or Hispanic/Latino (0.8%). According to the U.S. Census, 12.5% of residents live at or below the federal poverty level (FPL), compared to the state rate of 13.3%.

The county is named in honor of George Mason, a member of the Virginia legislature who campaigned for the adoption of the U.S. Bill of Rights. The county seat is Havana, a community of approximately 3,200.



Children under the age of 5 years constitute approximately 6% of the population of Mason County. Early care and education in the county are provided by Head Start, Preschool for All (PFA), and child care settings (including licensed child care centers, licensed family child care homes, and license-exempt child care centers or homes).

The Illinois Early Intervention Program (funded by IDHS) provides services in the home to children with disabilities, birth to age 3. Preschoolers with special needs (ages 3-5) may be served in PFA sites, Head Start programs, child care settings, early childhood special education classrooms, or the home.



IECAM Early Childhood Data: FY2010

**Preschool for All**  
(3-4 year olds)

Number of sites:  
2

Proposed capacity:  
170

**Head Start**  
(3-4 year olds)

Number of sites:  
2

Funded enrollment:  
54

**Licensed Child Care Centers**  
(birth-5)

Number of sites:  
3

Total licensed capacity:  
164

**License-Exempt Child Care Centers**  
(birth-5)

Number of sites:  
0

Total reported capacity:  
0

**Licensed Family Child Care Homes**  
(birth-5)

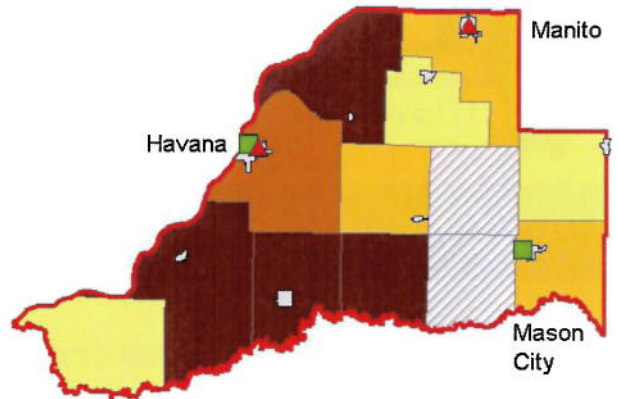
Number of sites:  
5

Total licensed capacity:  
44

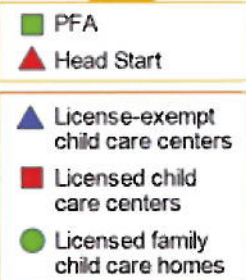

## Publicly Funded Preschool in Mason County

According to population estimates reported on IECAM (2008 census estimates), **50%** of 3- and 4-year-old children in Mason County are living in families at or below 185% FPL (first PFA priority level).

The map (top right) shows the distribution of **publicly funded preschool** sites in Mason County (divided into townships). The color ramp (in the legend) indicates the percentage of 3- and 4-year-old children who live in households with an income at or below 185% FPL. Note that those townships in the darker shades of brown reveal a higher percentage of poverty. The map highlights the importance of locating PFA and Head Start sites in areas of highest need.

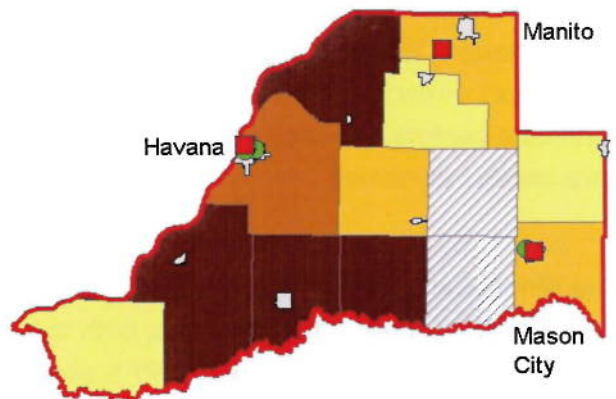


Percent of 3- and 4-year-old children living in families at or below 185% FPL



## Child Care in Mason County

The map (bottom right) shows the distribution of **child care settings** superimposed on the county (divided into townships). Note that the red squares indicate licensed child care centers, the blue triangles license-exempt child care centers, and the green dots family child care homes. Although child care centers serve children who live above 185% FPL, many children from low-income families are cared for in child care settings all over the county.



### For more information

(or to create a more detailed Standard Report) visit <http://iecam.crc.uiuc.edu/search-options.html>



Developed in 2006, IECAM is located in the College of Education at the University of Illinois, Urbana-Champaign. IECAM is currently funded by the Illinois State Board of Education (ISBE) and the Illinois Department of Human Services (IDHS). For more information or for training, please contact Dawn Thomas at 877-275-3227 or [dthomas3@illinois.edu](mailto:dthomas3@illinois.edu).